



Wiping & shipping Instructions User Guide SafeChemo™ Sampling Kit for Chemotherapy Drugs

USP Chapter <800> recommended safety compliance
for Health Workers and Patients

AMERICAN ANALYTICS, INC. | 9765 Eton Street, Chatsworth, CA 91311 USA | 818-998-5547

Overview and contents of the Sampling Kit Box

KEEP THE BOX: You will use this box and the return envelope with label to ship the samples back to American Analytics, Inc.

Caution! This Box contains no trace of hazardous drugs. Do not place in a refrigerator or other location, together with chemotherapy drugs, where cross-contamination may occur. This facilitates accurate results.



Return envelope with label



Figure 1. Overview of the sample kit box upon receipt

How to package and ship the samples back to American Analytics, Inc.



Labeled sample containers and their completed Data forms, all inserted in the new return bag, and placed in the original shipping box.

Figure 2. Overview of Items shipped back to the laboratory.



Figure: 3

Return envelope with American Analytics' return address label.

- Wear **new gloves** for packaging all containers.
- Complete the Data form(s). See instructions attached to the form(s).
- Insert all completed sample containers into the return bag; and place this into the original shipping box with the completed Data form(s).
- Use the provided return envelope with shipping label to return this package to American Analytics, Inc. within 24 hours after wiping via overnight delivery.

Figure 4: Sampling Kit items that stay outside sampling area



KEEP THIS BOX – You will use this same box to return samples to American Analytics, Inc.

Please Remember! Keep this box in a clean area to prevent cross contamination.



Clean bag for return sample containers



Ball-point pen



Data forms



Return envelope for returning samples to A.A.



Detailed manual

Items missing? Contact Mike Uziel , PhD at 818-998-5547, ext. 330 immediately!



Figure 5: Sampling Kit Contents that are taken into sampling area



___ Sampling swabs



___ Sample containers




___ Adhesive dots



___ Chemo gloves




___ Disposable pre-measured frames



___ Sample labels



Ball-point pen



Quick wiping guide



Wiping & shipping instructions

Items missing? Contact Mike Uziel , PhD at 818-998-5547, ext. 330 immediately!



Sampling Procedure

- **Two swabs are recommended per sampling area of ½ foot square.** The provided frame readily defines ½ foot square to facilitate the sampling procedure.
- If the sampling areas are door knobs, keyboards, etc., wipe twice with the provided swabs. Wiping can be done in any direction.


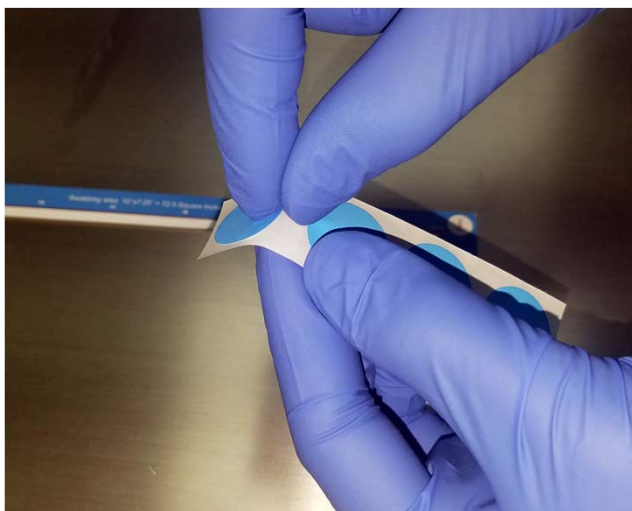
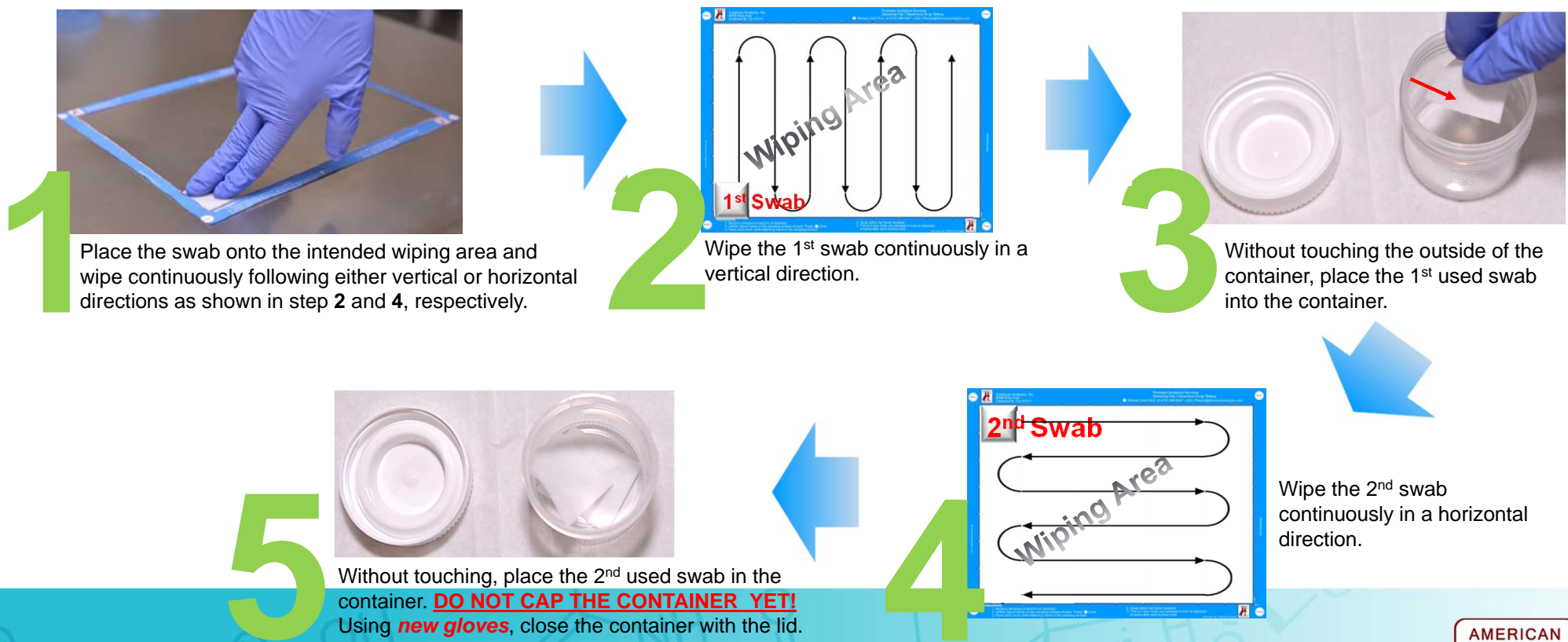


Figure 6: Applying the adhesive dots to position frame onto the intended wiping surface.

Figure 7: Five Step Swab Sampling



Contact Information

Thank you for using our sampling kit.

We strive to exceed your'e expectations.

Contact us for ANY reason including:

- Any question you may have
- Any discussion
- Any special study or new analysis you wish to consider or develop

Sincerely

Michael Uziel Ph.D.

Email: Pharma@americananalytics.com

Telephone: 818-998-5547 x330 | Fax: 818-998-7258

American Analytics, Inc. at glance

- Established in 1980
- Women owned, small business
- Mission: Provide the highest quality, responsive services and chemical analysis
- Dedicated to study, sampling, and analysis of toxic chemicals in the environment
- Successfully performing over 30,000 analytical test per year.
- Enjoy decades of repeat business with professional clients
- Services: provide chemical analysis of chemotherapy drugs using sophisticated LC/MS/MS Technology USP 800 compliant SafeChemo™ surface wipe kit a tool for compliance with USP 800 safety recommendations and the detection of chemotherapy drugs.
- Additional services include: analytical chemistry, studies of leaching and emissions of hazardous chemicals from medical devices, and analytical methods development

