



Scan for
Instructional
Video

Wipe Sampling Instructions




1

Start with your sample supplies on a **clean mat**



2

Drop the frame in place using one hand (Do not touch the surface)



3

Pour the methanol into the tube cap, **Open** the swab envelope and hold by the handle




4

Dip the swab into the cap until it soaks up all the methanol




5

Using one side of the wet swab, **wipe** continuously in a **VERTICAL** direction within the entire frame



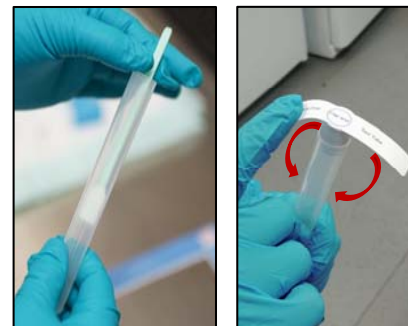
6

Flip the swab, and wipe continuously in a **HORIZONTAL** direction within the frame



7


Place the used swab into a **labeled test tube**, securely cap and seal with provided sealing tape over top



8

Be sure to **fill out the COC** completely and include with your shipped samples + Scan and email*






Wear double gloves approved for use with Hazardous Drugs.

USE NEW OUTER gloves for each sample.

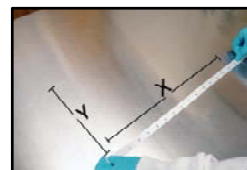


Remove plastic bag with supplies to the sampling area. Place on a new, clean mat to prevent cross-contamination.

Cardboard box stays outside of sampling area.



Set up sampling supplies up on a separate, clean disposable mat and you're ready to sample.



Not using our pre-measured frame? Just measure the sampled surface area using the supplied disposable measuring tape. Please enter info in sections 24 & 28. Of the chain of custody

Irregular surface sampling instructions

Pour the methanol into the tube cap, Dip the swab into the cap until it soaks up all the methanol and wipe the designated area. Use both sides of each swab when wiping.

cross contamination = false positives! Following our instructions will help avoid false positives!

- Using clean gloves place sample supplies on a clean mat
- Change gloves after touching contaminated surfaces & after each sample
- Use a separate frame, tube and gloves for each sampled area. Properly label each tube with your own "Client sample ID" and "location description" to avoid confusion. Keep the naming convention exact and consistent for future wiping to allow us to provide you with confidential trend analysis.
- Be careful of potential effects of methanol on synthetic surfaces. Call us for any Questions.



Safety statement: This sampling kit contains a small amount of methanol which is considered safe for use. Methanol is highly flammable and could be toxic if ingested or inhaled in large amounts. Keep away from heat, open flame or sparks. If you have questions or concerns please contact us at +1 818-998-5547 Ext,308 or 305 www.americananalytics.com/Methanol For Methanol Safety Data Sheet. Scan the QR code on the left or go to website address: browser, Dispose any leftover methanol according to your organization waste regulations. **Do not** return the methanol containers.



Scan for
Methanol SDS

